



Tele-Tower®- Jammed Crank Arm




1. Remove the capped nut.



2. Remove the washer. If crank arm is jammed and will not rotate counter clockwise, put two washers on the bolt and a nut that will fit the bolt (not the capped nut). Tightening the nut will reduce the pressure and should release the crank arm to turn. Once it is free to turn remove nut and washers.



3. Twist the crank arm counter clock wise and pull it off.



4. Grease exposed threads on the bolt. Reassemble the parts. (Be sure to use the capped nut)